

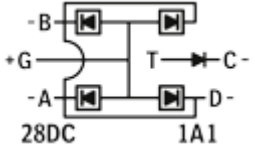

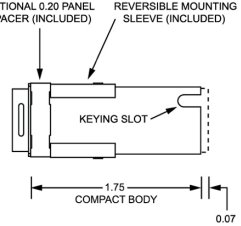


Please check for accuracy to ensure that the proper part is specified for your application.

3201 Sandy Lane
Fort Worth, TX 76112

817-451-1141 (Phone)
888-848-4786 (Toll Free)
817-654-3405 (Fax)
www.appliedavionics.com

Part Number	Not Energized	Energized	Configuration	Cap Circuit	Switch Circuit									
LED-50-17-HA1-E1VXB (1SY1 ADS-B, FAIL)			<p>5 - Compact Body w/18-200 Conn. Plug Included 0 - Indicator 1 - Unsealed 7 - Indicator, Single Circuit, Common Ground H - Full Face Legend A - 28V DC Common Anode 1 - Pin C = Illum. Test (T)</p>		<p>Indicator Only No switching circuit present</p>									
Legend Detail By Segment			Connector Plug	Body Dimensions										
Configuration: 0010117562	<table border="1"> <thead> <tr> <th>Position</th> <th>Color</th> <th>Display Type</th> <th>Char Size</th> </tr> </thead> <tbody> <tr> <td>Full Face</td> <td>Yellow</td> <td>S (Deadface)</td> <td>0.125</td> </tr> </tbody> </table>	Position	Color	Display Type	Char Size	Full Face	Yellow	S (Deadface)	0.125				 <p>This part number <u>includes</u> Connector Plug 18-200.</p>	
Position	Color	Display Type	Char Size											
Full Face	Yellow	S (Deadface)	0.125											